

THESIS

**ANALYZE THE IMPACT OF THE UNITED STATES CONSUMER
PRICE INDEX 2021-2022 ON CRYPTOCURRENCY MARKET CAP TO
MAKE EFFICIENT PORTFOLIO OF TOP 5 CRYPTOCURRENCY
COINS**

By:

Raihan Burhanuddin Muhammad

C11019001


Approved and validated

10 AUG 2023

- | | | |
|--|--------------------------|---------|
| 1. Prof. Dr. Eko Suyono, M.Si., Ak
NIP 197505282003121001 | Advisor 1/
Examiner 1 | (.....) |
| 2. Dra. Triani Arofah, M.Si., Ak
NIP 196704131992032002 | Advisor 2/
Examiner 2 | (.....) |
| 3. Dra. Irianing Suparlinah, M.Si., Ak, CA
NIP 196207061988032002 | Examiner 3 | (.....) |

Ascertain

Head of the Accounting Department
Faculty of Economics and Business


Prof. Dr. Eko Suyono, M.Si., Ak
NIP 197505282003121001

STATEMENT OF AUTHENTICITY OF THE THESIS

I undersigned:

Name : Raihan Burhanuddin Muhammad
SN : C11019001
Departement : Accounting
Faculty : Faculty of Economics and Businesses

Declare truthfully that this thesis is truly the result of my work, not a takeover of the writings or thoughts of other people that I acknowledge as my writings or thoughts, except those that are referred to in writing in this manuscript and are mentioned in the list of references.

If in the future it is proven or can be proven that this thesis is the result of plagiarism, then I am willing to accept sanctions in the form of revocation of the academic degree that I have obtained in connection with this thesis.

Purwokerto, July 2023

Make a Statement



Raihan Burhanuddin Muhammad

SN C11019001

FOREWORD


Praise the authors pray to the presence of Allah SWT, who has bestowed His grace and guidance, so that writing a thesis with the title " Analyze the Impact of the United States Consumer Price Index 2021-2022 on Cryptocurrency Market Cap to Make Efficient Portfolio of the Top 5 Cryptocurrency Coins " can be completed properly. In the preparation of this thesis, the author received a lot of help from various parties. So, on this occasion the author would like to thank the honorable person:

1. Prof. Wiwiek Rabiatul Adawiyah, M.Sc., Ph.D. as Dean of the Faculty of Economics and Business, Jenderal Soedirman University.
2. Prof. Dr. Eko Suyono, M.Si., Ak as Chair of the Accounting Department, Faculty of Economics and Business, Jenderal Soedirman University who has provided guidance and direction from the beginning to the end of the study period.
3. Yudha Aryo Sudiby, SE., M.Sc., Ph.D., Ak., CA as the academic supervisor, who has provided guidance and direction from the beginning to the end of the study period.
4. Prof.Dr.Eko Suyono, M.Si.AK as supervisor I who has provided a lot of guidance, direction, criticism, and suggestions as well as motivation so that the writer can complete this thesis properly and correctly.
5. Dra. Triani Arofah, M.Si.AK as supervisor II who has provided a lot of guidance, direction, criticism, and suggestions so that the writer can finish this thesis well.
6. Dra. Irianing Suparlinah, M.Si. Ak, CA as the examiner of the thesis examination who has provided criticism and suggestions for this thesis to be even better.
7. All lecturers at the Faculty of Economics and Business, Jenderal Soedirman University, especially in the Accounting Study Program who have provided a lot of knowledge and knowledge during the study period.
8. All administration staff of the Faculty of Economics and Business, Jenderal Soedirman University for their assistance during the study period.
9. The author's parents and grandma, who have given the best prayers, love, motivation, support, advice and patience to keep up the enthusiasm in completing this study.

10. Friends during the lecture period, Anton and Faris who always provide, support and motivate and color the author's lecture period to date with various memories and memories.
11. My friends in the 2019 accounting struggle, whose names I cannot mention one by one, thank you for all the time, the wonderful experience, and other things that were fun during college.
12. All parties who have contributed in the preparation of this thesis.
13. May Allah SWT always repay all the kindness of Mr/Mrs/Brother/Sister

The author really hopes for the willingness of readers to provide criticism and suggestions for the perfection of the thesis and the goodness for further research.

The author apologizes to the reader for all errors and deficiencies in this thesis and the author hopes that this thesis can be useful for all those who need it.



Purwokerto, July 2023


Author

SUMMARY

This study aims to examine the impact of the united states consumer price index on cryptocurrency to make efficient portfolio. The population of this research is 383 cryptocurrency with the sampling technique using is purposive sampling method with SPSS tools. Data collection was obtained from investing.com and coinmarketcap.com. The results of this study are the impact of Consumer Price Index to Cryptocurrency and Efficient Portfolio is surely negative. The portfolio using BNB with highest proportional is success to make an efficient portfolio. We can conclude that the consumer price index has a fairly strong impact on tehe rise and fall a coin market cap and cryptocurrency price, so its also impacted to portfolio. For those who have never invested in the cryptocurrency market, it is better to invest in coinst that have a high market cap, and always watch about the impact of another side like a consumer price index.

Keyword: PSAK on Cryptocurrency, Consumer Price Index, Cryptocurrency Market Cap, Efficient Portfolio

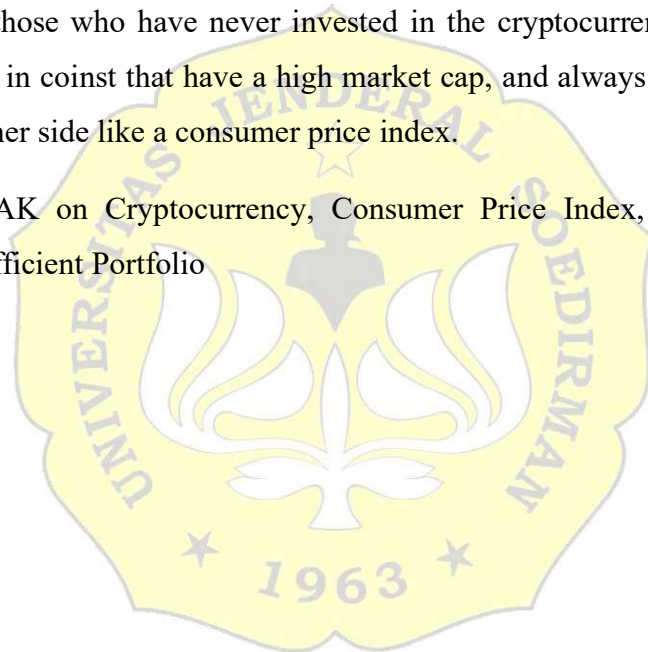


TABLE OF CONTENTS

	Pages
FOREWORD	v
SUMMARY	vii
TABLE OF CONTENTS	viii
LIST OF TABLE	x
LIST OF FIGURES	xi
APPENDICES LIST	xii
CHAPTER I	1
INTRODUCTION	1
A. Background of the problem	1
B. Problem Statement	5
C. Research Objectives	5
D. Research Scope	5
E. Research Benefits.....	6
CHAPTER II	6
LITERATURE REVIEW	6
A. Theoretical Basis.....	6
1. Markowitz Portfolio Theory.....	6
2. Consumer Price Index	11
3. Cryptocurrencies	13
4. Investment.....	16
5. Risk.....	17
6. Return.....	18
B. Hypothesis Development	20
C. Research Model.....	26
CHAPTER III	27
RESEARCH METHODS	27
A. Research Design.....	27
1. Types of Research	27
2. Location and Time of Implementation	27
3. Population and Research Sample	28
4. Data Sources	29
5. Data Collection Techniques	29

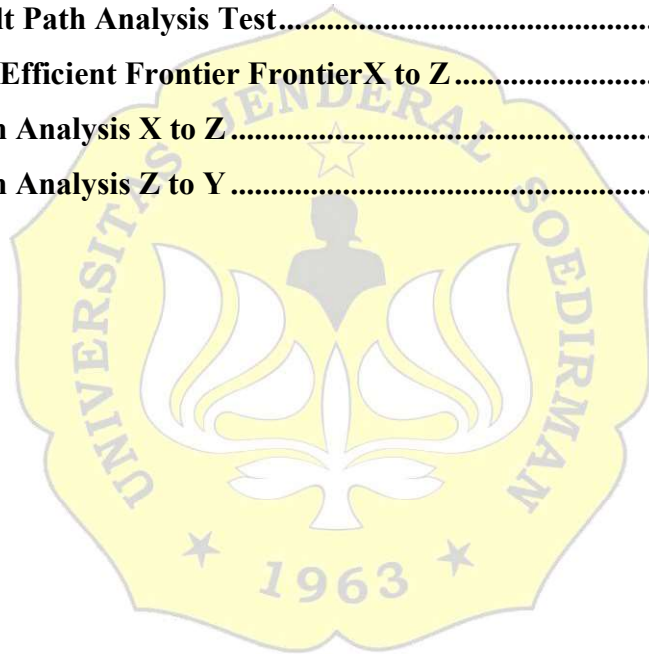
6. Research Instruments	30
7. Path Analysis Test.....	30
8. Simple Linear Regression Analysis.....	34
9. R ² Test (Coefficient of Determination).....	35
10. Data Quality Test	35
11. Hypothesis Test.....	36
B. Conceptual and Operational Definition of Variables.....	38
C. Data Analysis Techniques	39
CHAPTER IV.....	40
RESULT AND DISCUSSION.....	40
A. Description of Research Data.....	40
B. Data Analysis	50
1. Statistical Descriptive Test.....	50
2. Normality Test	51
3. Auto-Correlation Test.....	52
4. Simple Linear Regression Test.....	52
5. Path Analysis Test.....	53
6. R ² test	55
7. Efficient Portfolio.....	55
8. Hypothesis Test.....	60
C. Discussion	63
1. The impact of Consumer Price Index to Cryptocurrency Market Cap.....	63
2. Top 5 Cryptocurrency Coins to Make an Efficient Portfolio.....	66
CHAPTER V	69
CONCLUSION.....	69
A. Conclusion	69
B. Implication	70
REFERENCES.....	71
APPENDICES	73

LIST OF TABLE

	Pages
Table 1. Top 5 Coin of Cryptocurrency	2
Table 2 Sample of 5 coins that listed in BAPPEPTI	28
Table 3 Crypto Data.....	40
Table 4. Bitcoin Analysis	41
Table 5. Ethereum Analysis	43
Table 6. BNB Analysis	44
Table 7. XRP Analysis	46
Table 8. ADA Analysis	48
Table 9. Consumer Price Index.....	49
Table 10 Statistical Descriptive Test	50
Table 11. Normality Test	51
Table 12. Auto-Correlation Test.....	52
Table 13. Simple Linear Regression Test.....	53
Table 14. Result of R2 Test.....	55
Table 15. Risk dan Return.....	56
Table 16. Correlation Table	57
Table 17. Equally Weighted Table	57
Table 18. Optimal Portfolio.....	58
Table 19. Capital Allocation Table.....	59
Table 20. Return and Risk of Efficient Frontier	60
Table 21. Result of Hypothesis Test.....	60
Table 22 Standarized Coefficients I.....	61
Table 23. Result of Hypothesis Test II	62
Table 24 Standarized Coefficients II	62

LIST OF FIGURES

	Pages
Figure 1 Efficient Frontier Curve.....	11
Figure 2 Research Model.....	26
Figure 3 Path Analysis Model.....	31
Figure 4 First Sub Structural Path Equation	32
Figure 5 Second Sub Structural Path Equation	32
Figure 6. Analysis Bitcoin.....	42
Figure 7. BNB Price	45
Figure 8 Result Path Analysis Test.....	54
Figure 9 Path Efficient Frontier X to Z.....	59
Figure 10 Path Analysis X to Z.....	61
Figure 11 Path Analysis Z to Y	63



APPENDICES LIST

	Pages
Appendices 1. Data Consumer Price Index	73
Appendices 2. Data Cryptocurrency	74
Appendices 3. Test Data	80

